

Vision Air




Universal Software for Vis-NIR spectroscopy

Vision Air – powerful, user-oriented, and flexible

02

Vision Air is Metrohm's universal software for Vis-NIR spectroscopy. Vision Air accounts for the unique needs of each type of instrument user. It offers specific interfaces optimized for the most common tasks, simplifying routine measurement, method development, and both data and instrument management.

These functions for each Vision Air user are easily accessed via a clear display optimized for speed and productivity. Analyses with Vision Air are completely traceable and fulfill all of the requirements of the FDA 21 CFR Part 11.



User-oriented

Optimized user interfaces and predefined work steps



Flexible

Supports numerous software solutions for method development



Clear layout

Simple data and instrument management



Transparent

FDA 21 CFR Part 11 compliance

Precalibrations – turnkey rapid analysis

With precalibrations in Vision Air, your spectrometer is configured and ready for use within minutes of installation. This eliminates the time-consuming model building typically associated with NIR analysis. Start collecting data to optimize your process and increase laboratory efficiency immediately.

Several precalibrations are currently available including methods for biochemical methane potential, polyols, and common raw materials.

Rapid determination of methane yield in biogas production



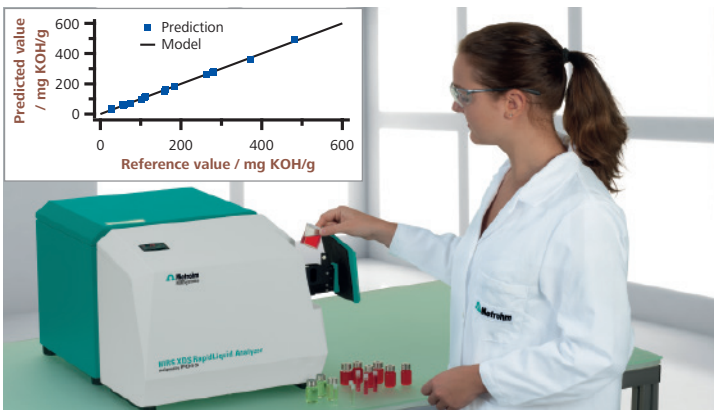
- Analysis in seconds instead of days
- Database with more than 500 spectra

Efficient raw material identification and incoming goods inspection



- High speed quality control measurements of heterogeneous or fluorescent materials
- Database with over 1 000 common materials

Fast and environmentally friendly quality control of polyols



- Turnkey solution for routine analysis of polyols
- Database with more than 100 spectra

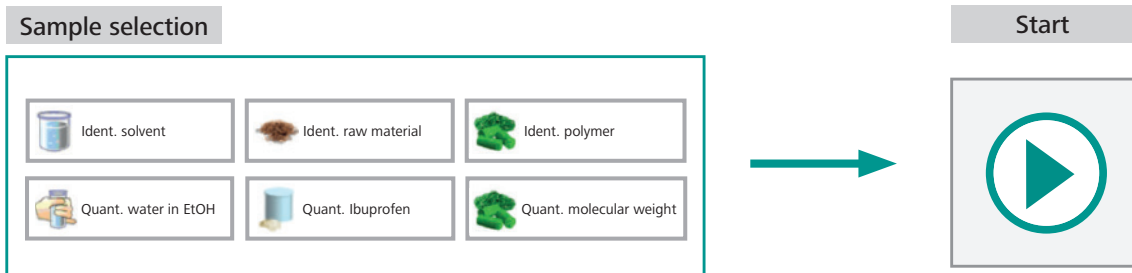
Routine analysis made easy

04

Vision Air is the simplest way to do routine analysis. Select the sample and start the analysis – two clicks is all that is needed to perform a precise measurement with Vision Air. User errors are practically impossible, and detailed user training is not necessary.

Results are displayed clearly on the screen, with both text and colors to indicate pass, fail, or warnings. Quickly assess material and analysis trends with an automated trend chart that provides rapid insight without leaving the lab.

Results are just two clicks away

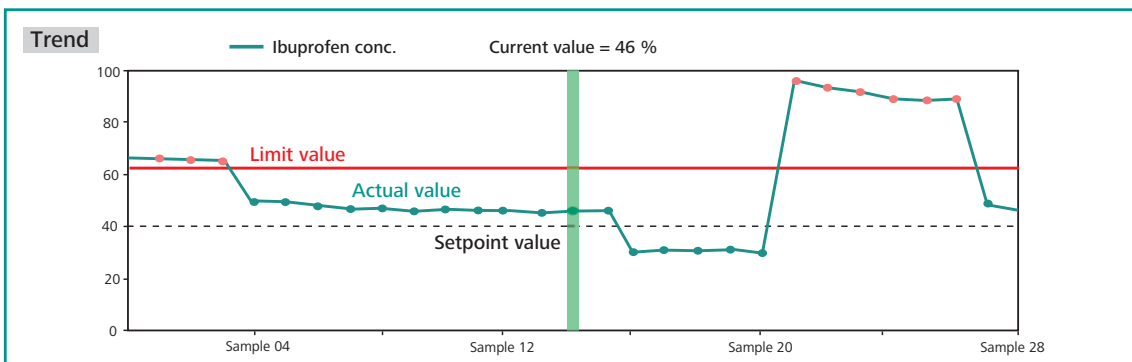


Results are displayed in a clear layout

The table displays a list of samples with various status indicators. The columns are: Time (Date and Time), Sample number, Operating procedure, and H₂O [%].

Time	Sample number	Operating procedure	H ₂ O [%]
10/03/15 14:49	Tablet008	Water conc. [%]	15.23
10/03/15 14:47	Tablet007	Water conc. [%]	02.14
10/03/15 14:42	Tablet006	Water conc. [%]	03.11
10/03/15 14:39	Tablet005	Water conc. [%]	01.95
10/03/15 14:35	Tablet003	Water conc. [%]	08.50
10/03/15 14:33	Tablet002	Water conc. [%]	08.10

Simple evaluation of the quality process



«Vision Air provides guidance and prevents me from making wrong decisions. Automatic functions save time and support me with my work.»

Paul R., shift worker



Your method development, your freedom

06

Vision Air offers flexibility and supports software solutions for method development from different vendors. Regardless of whether you are a standard user or an expert, Vision Air lets you choose the best software solutions for your application.



«With Vision Air I am fully flexible in my choice for method development. I use the software solution I know best and that matches my needs.»

Hans K., application specialist



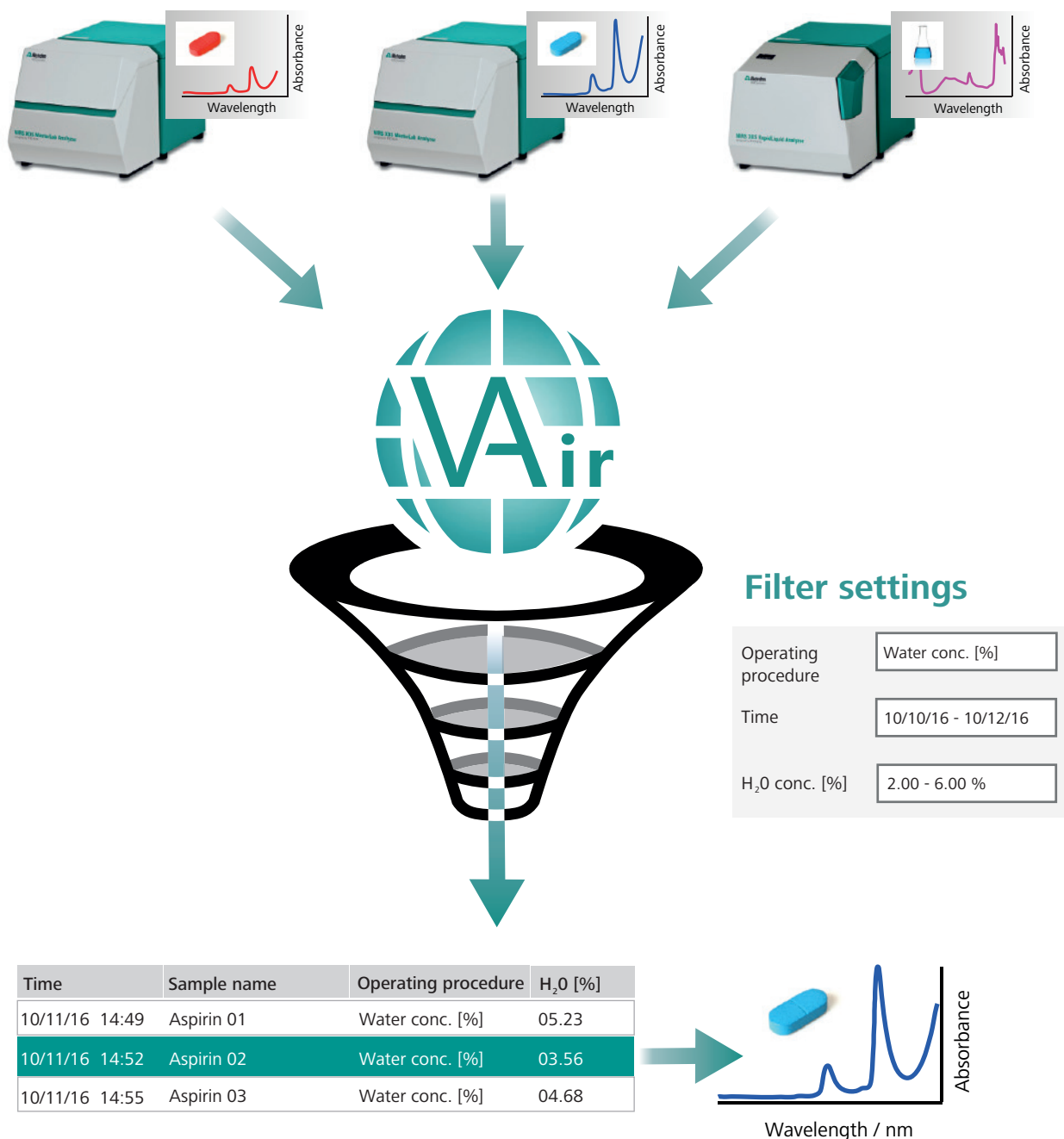
Powerful data and instrument management

08

The network function and the database system of Vision Air simplify management of multiple spectrometers and larger-sized data sets. Multiple spectrometers can be configured with just one click.


All Vision Air data is saved to a central database for easy backup and rapid filtering. Find results quickly for specific analyses, instruments, or more with both built-in and customizable filters that allow you to keep track of everything.

Simple search function and powerful data management



«Easy handling of numerous instruments and of large data sets is one of the great strengths of Vision Air. I can monitor my process proactively and carry out optimizations quickly.»

Michael S., lab manager



Regulatory Compliance

10

Vision Air provides compliance, security, and transparency. Comprehensive and clearly structured audit trails, a two-level signature system, and user administration ensure that every action is recorded. This provides both

instrument and data security, ensures that every analysis is done in accordance with standard operating procedures, and meets the requirements of the 21 CFR Part 11.



Two-level



Audit trail



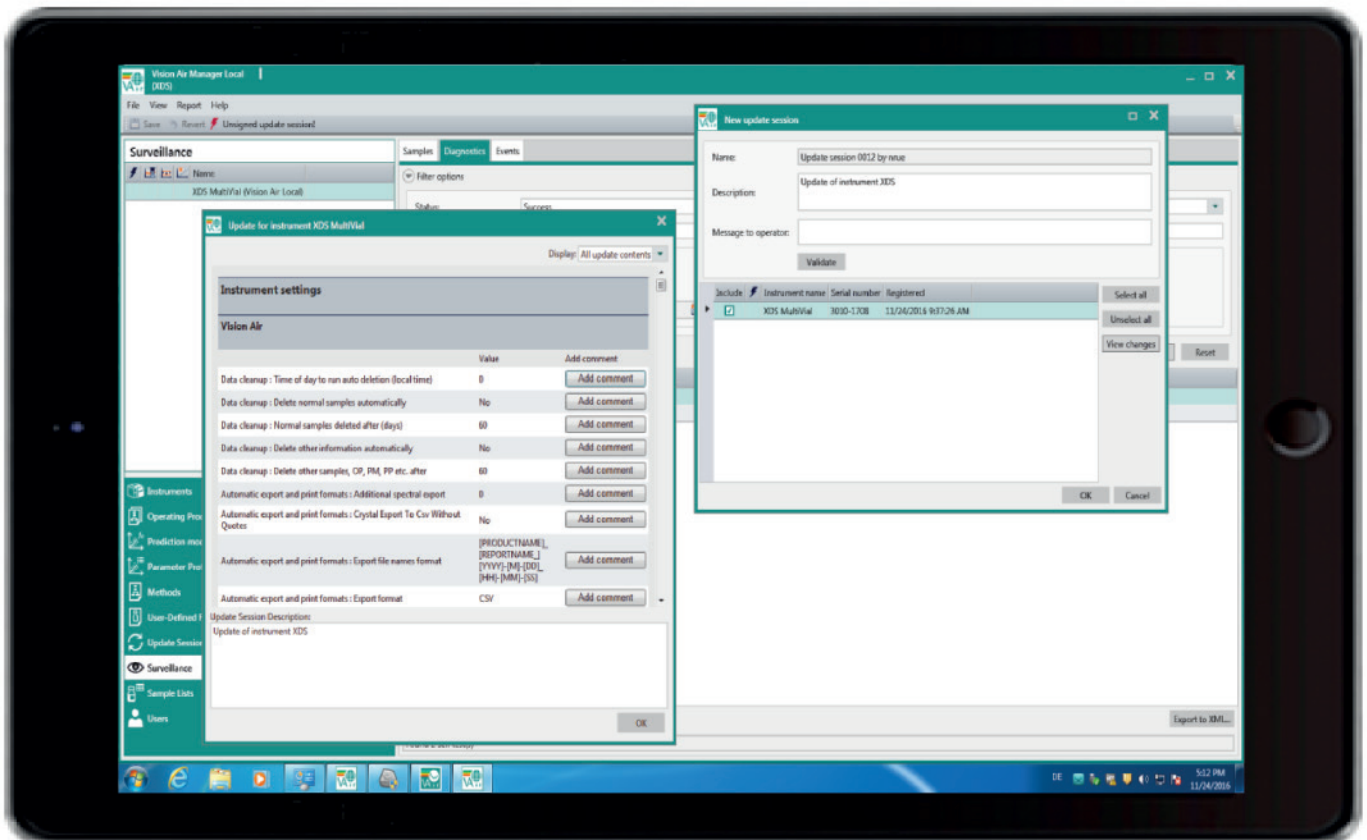
signatures User



Customized reports



administration GAMP-certified



«Vision Air is transparent: Each action and all changes to the system or methods are fully documented. Working in a regulated environment has become simpler and considerably easier for me, thanks to Vision Air.»

*Melanie W.,
lab manager in the pharmaceutical field*



www.metrohm.com