



Application Note AN-NIR-079

Moisture analysis in fertilizer products

Results in seconds with NIR Spectroscopy

Moisture content is one of the most commonly measured properties of fertilizers. Globally, regulations for different fertilizers vary, but local legal limits ensure that the maximum amount of water must not be exceeded. A number of analytical techniques are available for this purpose. Next to gravimetric methods, Karl Fischer titration is often used for accurate moisture determination.

Compared to these methods, near-infrared spectroscopy (NIRS) offers unique advantages: it generates reliable results within seconds, and at the same time does not create chemical waste. This Application Note explains how NIRS can offer fast, reagent-free analysis of moisture content in various fertilizer products.

EXPERIMENTAL CONDITIONS

Different fertilizer product types with varying moisture content from 0.12% to 3.82% were measured using a Metrohm DS2500 Solid Analyzer. To overcome sample inhomogeneity, the measurement was performed with a large sample cup in rotation. Data collection and model development was carried out with the Vision Air complete package. Reference values were obtained by coulometric KF-titration coupled with KF oven. The NIRS prediction model was created with the settings described in the following table and validated using a cross validation algorithm.




Figure 1. The DS2500 Solid Analyzer was used to collect the spectra of fertilizer samples.

| Pre-Processing | Algorithm | Validation Type |
|----------------------------|-----------|------------------|
| 2 nd derivative | PLS | Cross validation |

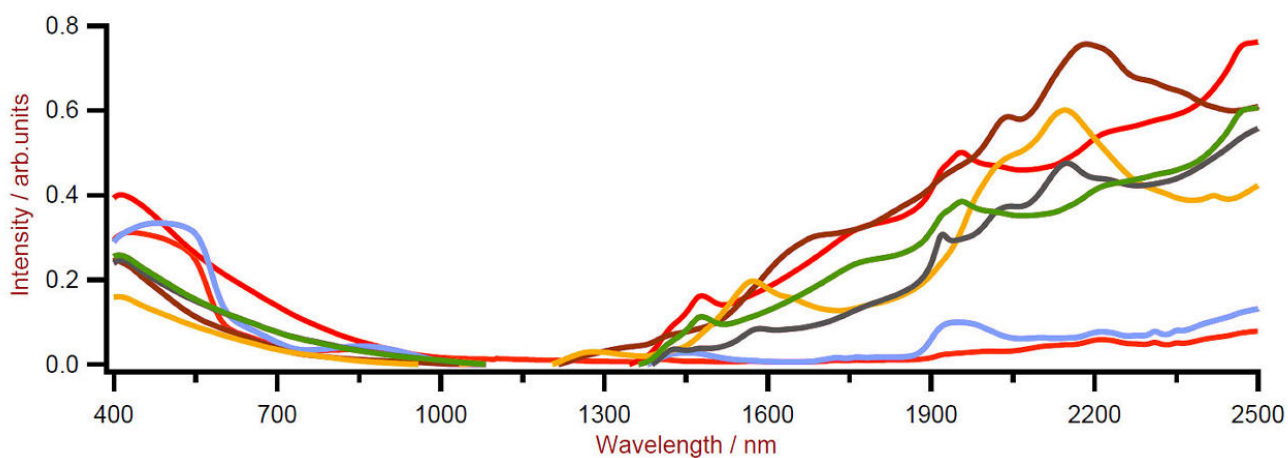


Figure 2. Raw spectra of different fertilizer products with varying water content.

RESULT & CONCLUSION

The obtained graph displays a high correlation ($R^2 = 0.98$) between moisture predicted by the NIRS model and the KF-titration method. Although different

fertilizer types were used to create the prediction model, a close ratio between SEC and SECV values proves the validity of the model.

| # Factors | R ² | SEC | SECV |
|-----------|----------------|-------|-------|
| 3 | 0.98 | 0.29% | 0.32% |

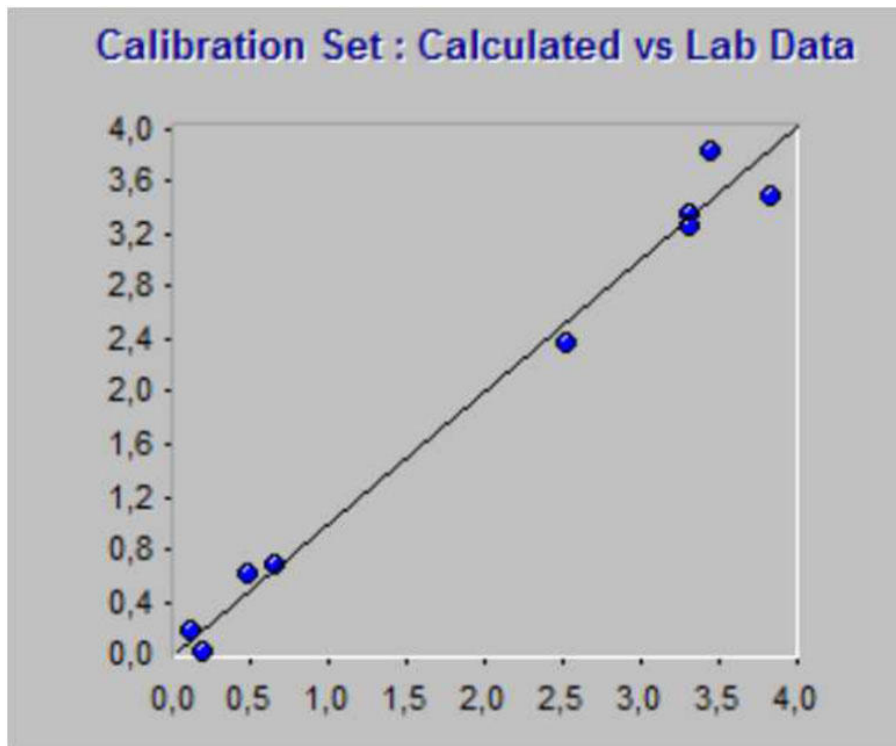


Figure 3. Correlation graph for moisture predicted by NIRS vs titration.

CONTACT

Метром България ЕООД
 12, Чипровци
 1303 София

office@metrohm.bg

CONFIGURATION



DS2500 Solid Analyzer

Robust near-infrared spectroscopy for quality control, not only in laboratories but also in production environments.

The DS2500 Analyzer is the tried and tested, flexible solution for routine analysis of solids, creams, and optionally also liquids along the entire production chain. Its robust design makes the DS2500 Analyzer resistant to dust, moisture, vibrations, and temperature fluctuations, which means that it is eminently suited for use in harsh production environments.

The DS2500 covers the full spectral range from 400 to 2500 nm and delivers accurate, reproducible results in less than one minute. The DS2500 Analyzer meets the demands of the pharmaceutical industry and supports users in their day-to-day routine tasks thanks to its simple operation.

Thanks to accessories tailored perfectly to the instrument, optimum results are achieved with every sample type, no matter how challenging it is, e.g. coarse-grained solids such as granulates or semi-solid samples such as creams. The MultiSample Cup can help improve productivity when measuring solids, as it enables automated measurements of series containing up to 9 samples.



Vision Air 2.0 Complete

Vision Air - Universal spectroscopy software.

Vision Air Complete is a modern and simple-to-operate software solution for use in a regulated environment.

Overview of the advantages of Vision Air:

- Individual software applications with adapted user interfaces ensure intuitive and simple operation
- Simple creation and maintenance of operating procedures
- SQL database for secure and simple data management

The Vision Air Complete version (66072208) includes all applications for quality assurance using Vis-NIR spectroscopy:

- Application for instrument and data management
- Application for method development
- Application for routine analysis

Additional Vision Air Complete solutions:

- 66072207 (Vision Air Network Complete)
- 66072209 (Vision Air Pharma Complete)
- 66072210 (Vision Air Pharma Network Complete)



DS2500 large sample cup

Large sample cup for the spectral recording of powders and granulates in reflection at various sample positions using the NIRS DS2500 Analyzer.