



Application Note AN-NIR-080

Quality Control of Diesel

Fast and straightforward determination of cetane index, flash point, CFPP, D95, and viscosity with NIRS

The cetane index (ASTM D613), flash point (ASTM D56), cold filter plug point (CFPP) (ASTM D6371), D95 (ISO 3405), and viscosity at 40 °C (ISO 3104) are key parameters to determine for diesel quality. The primary test methods are labor intensive and challenging due to the need to use different analytical methods.

This application note demonstrates that the XDS

RapidLiquid Analyzer, operating in the visible and near-infrared spectral region (Vis-NIR) provides a **cost-efficient and fast** solution for the **simultaneous determination** of these key parameters in diesel. Vis-NIR spectroscopy allows for the analysis of diesel in **less than one minute without sample preparation or using any chemical reagents**.

EXPERIMENTAL EQUIPMENT

Diesel samples were measured in transmission mode with a XDS RapidLiquid Analyzer (RLA) over the full wavelength range (400–2500 nm). The built-in temperature controlled sample chamber was set to 30 °C to provide a stable sample environment. For convenience reasons, disposable vials with a path length of 8 mm were used, which made a cleaning procedure obsolete. The Metrohm software package Vision Air Complete was used for data acquisition and prediction model development.



Figure 1. XDS RapidLiquid Analyzer with 8 mm disposable vial filled with a diesel sample.

Table 1. Hardware and software equipment overview

Equipment	Metrohm number
XDS RapidLiquid Analyzer	2.921.1410
Disposable vials, 8 mm diameter, transmission	6.7402.000
Vision Air 2.0 Complete	6.6072.208

RESULTS

The obtained Vis-NIR spectra (**Figure 2**) were used to create prediction models for the determination of key diesel parameters. The quality of the prediction models was evaluated using correlation diagrams,

which display the correlation between Vis-NIR prediction and primary method values. The respective figures of merit (FOM) display the expected precision of a prediction during routine analysis.

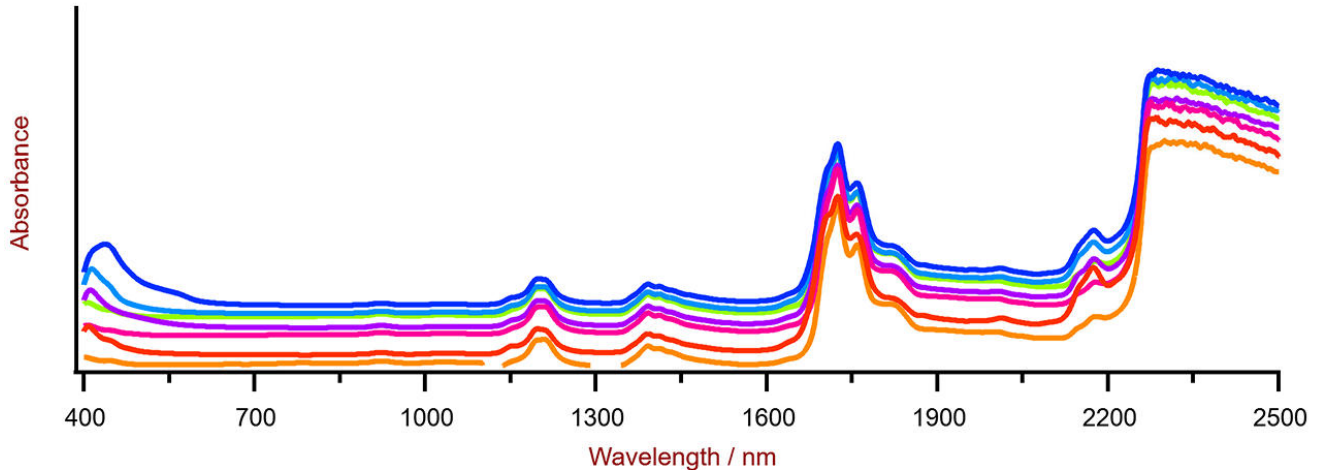


Figure 2. Selection of diesel Vis-NIR spectra obtained using a XDS RapidLiquid Analyzer and 8 mm disposable vials. For display reasons a spectra offset was applied.

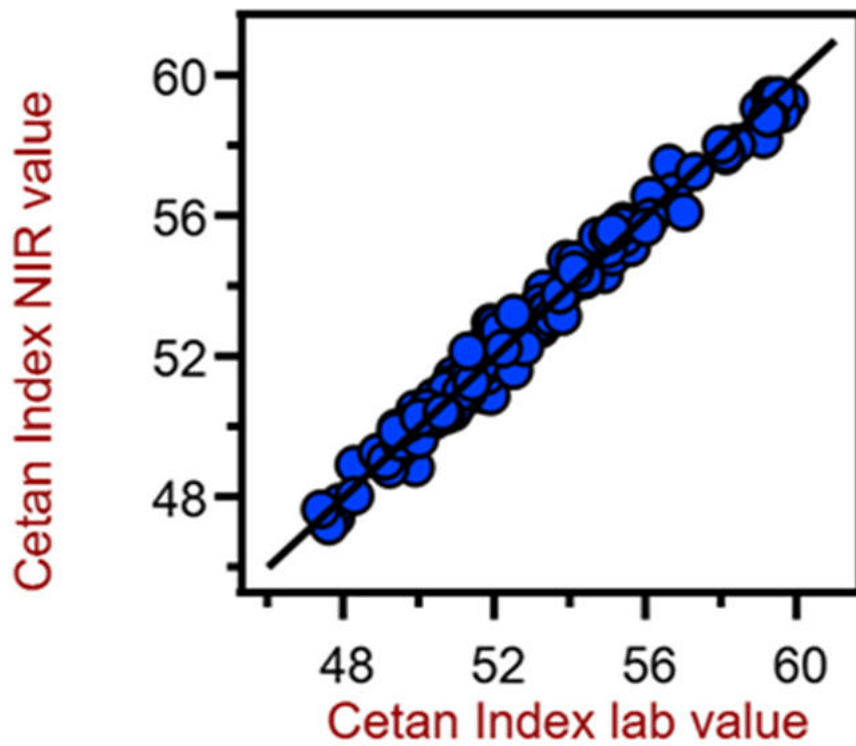


Figure 3. Correlation diagram for the prediction of the cetane index using a XDS RapidLiquid Analyzer. The cetane index lab value was calculated based on the density and distillation range.

Table 2. Figures of merit for the prediction of the cetane index using a XDS RapidLiquid Analyzer.

Figures of merit	Value
R ²	0.991
Standard error of calibration	0.093
Standard error of cross-validation	0.143

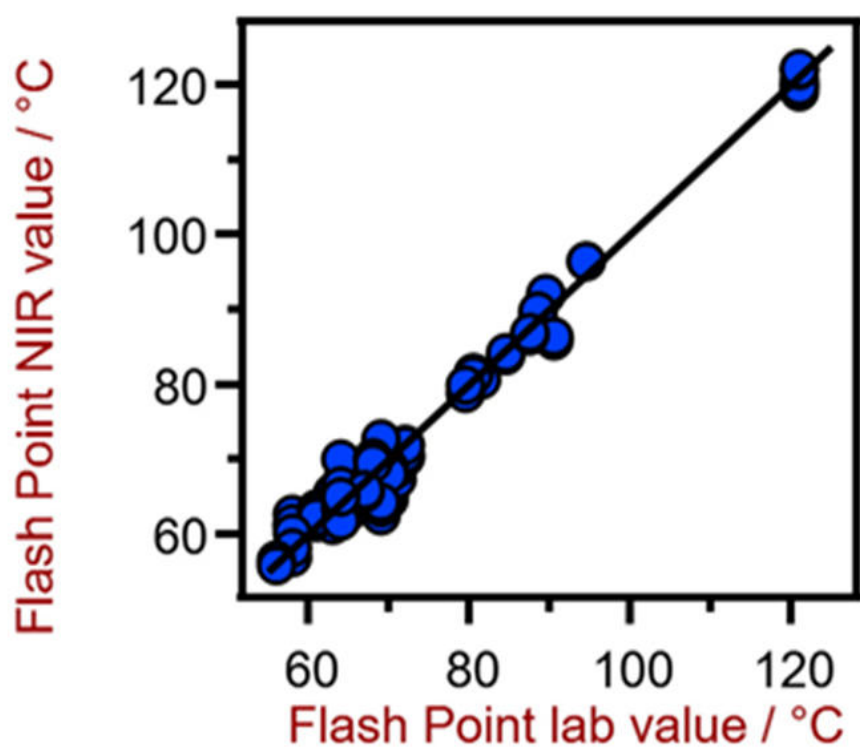


Figure 4. Correlation diagram for the prediction of the flash point using a XDS RapidLiquid Analyzer. The flash point lab value was evaluated using a dedicated flash point analyzer.

Table 3. Figures of merit for the prediction of the flash point using a XDS RapidLiquid Analyzer.

Figures of merit	Value
R ²	0.977
Standard error of calibration	2.22 °C
Standard error of cross-validation	2.50 °C

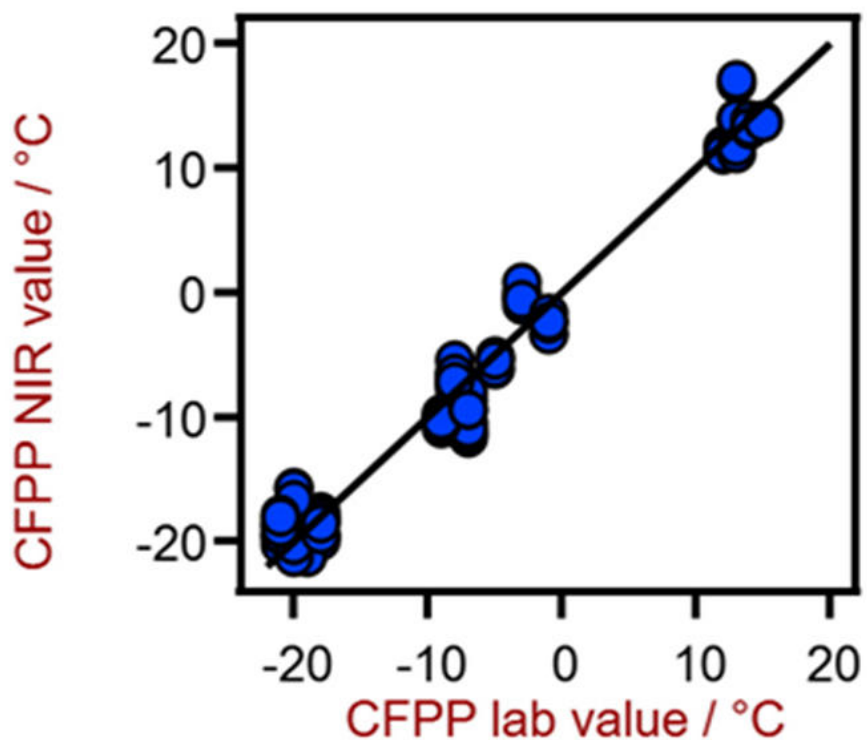


Figure 5. Correlation diagram for the prediction of CFPP using a XDS RapidLiquid Analyzer. The lab value was evaluated using flow meters.

Table 4. Figures of merit for the prediction of CFPP using a XDS RapidLiquid Analyzer.

Figures of merit	Value
R^2	0.973
Standard error of calibration	1.99 °C
Standard error of cross-validation	2.24 °C

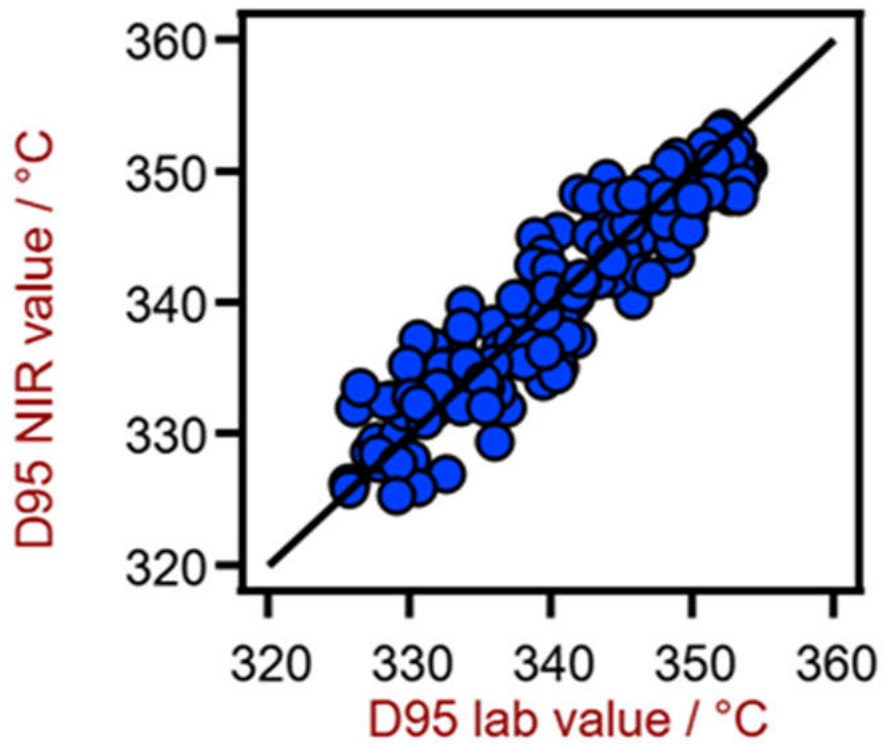


Figure 6. Correlation diagram for the prediction of D95 value using a XDS RapidLiquid Analyzer. The D95 lab value was evaluated using distillation.

Table 5. Figures of merit for the prediction of D95 using a XDS RapidLiquid Analyzer.

Figures of merit	Value
R^2	0.861
Standard error of calibration	3.07 °C
Standard error of cross-validation	3.47 °C

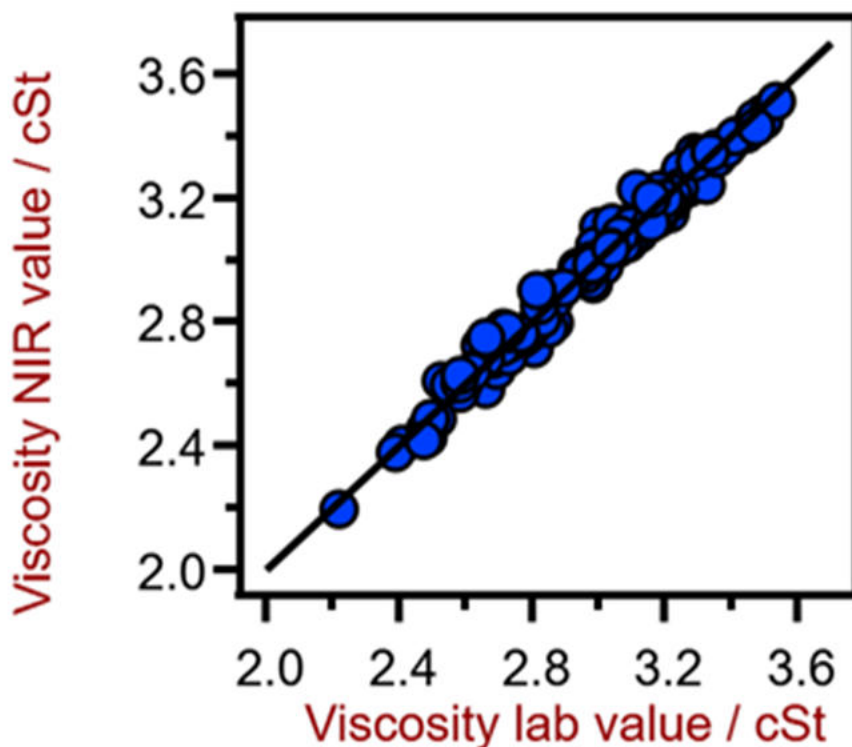


Figure 7. Correlation diagram for the prediction of the viscosity at 40 °C using a XDS RapidLiquid Analyzer. The viscosity lab value was evaluated using viscometry.

Table 6. Figures of merit for the prediction of the viscosity at 40 °C using a XDS RapidLiquid Analyzer.

Figures of merit	Value
R^2	0.983
Standard error of calibration	0.038 cSt
Standard error of cross-validation	0.047 cSt

CONCLUSION

This study demonstrates the feasibility of NIR spectroscopy for the analysis of the key parameters of diesel samples. In comparison to the standard methods, **no sample preparation is needed**. Samples are analyzed as they are, which allows for simple

operation when using NIR spectroscopy.

To view the information for all key parameters and to get the latest information, please check out our precalibrations:

[Pre-calibrations](#)

CONTACT

Metrohm Česká republika
s.r.o.
Na Harfě 935/5c
190 00 Praha

office@metrohm.cz



NIRS XDS RapidLiquid Analyzer

Rapid, precise analyses of liquids and suspensions of all types.

The NIRS XDS RapidLiquid Analyzer enables rapid, precise analyses of liquid formulations and substances. Precise measurement results at the push of a button make the NIRS XDS RapidLiquid Analyzer an equally reliable and simple solution for quality monitoring in laboratories and processes. The samples are transferred to quartz cuvettes designed for multiple use or disposable glass vials; a tempered sample compartment ensures reproducible analysis conditions and thus accurate measurement results.



Vision Air 2.0 Complete

Vision Air - Universal spectroscopy software.

Vision Air Complete is a modern and simple-to-operate software solution for use in a regulated environment.

Overview of the advantages of Vision Air:

- Individual software applications with adapted user interfaces ensure intuitive and simple operation
- Simple creation and maintenance of operating procedures
- SQL database for secure and simple data management

The Vision Air Complete version (66072208) includes all applications for quality assurance using Vis-NIR spectroscopy:

- Application for instrument and data management
- Application for method development
- Application for routine analysis

Additional Vision Air Complete solutions:

- 66072207 (Vision Air Network Complete)
- 66072209 (Vision Air Pharma Complete)
- 66072210 (Vision Air Pharma Network Complete)