

Application Note AN-NIR-022

Quality Control of Gasoline

Rapid determination of RON, MON, AKI, aromatic content, and density

In recent years, there has been a significant push to reduce the environmental impacts of fuels through improvements to fuel quality. This requires engines to be more efficient, along with increasing the octane content of fuel so higher compression engines can be utilized. The determination of key quality parameters of gasoline, namely research octane number (RON, ASTM D2699-19), motor octane number (MON, ASTM D2700-19), anti knock index (AKI), aromatic content

(ASTM D5769-15), and density, conventionally requires several different analytical methods, which are laborious and need trained personnel. This application note demonstrates that the XDS RapidLiquid Analyzer, operating in the visible and near-infrared spectral region (Vis- NIR), provides a cost-efficient and fast solution for the multiparameter analysis of gasoline.

EXPERIMENTAL EQUIPMENT

Gasoline samples were measured with the XDS RapidLiquid Analyzer (RLA) in transmission mode over the full wavelength range (400–2500 nm). Reproducible spectrum acquisition was achieved using the built-in temperature controlled sample holder. For convenience, disposable vials with a path length of 8 mm were used, which made a cleaning procedure unnecessary. The Metrohm software package Vision Air Complete was used for data acquisition and prediction model development.



Figure 1. XDS RapidLiquid Analyzer and 8 mm disposable vial filled with a gasoline sample.

Table 1. Hardware and software equipment overview

Equipment	Metrohm number
XDS RapidLiquid Analyzer	2.921.1410
Disposable vials, 8 mm diameter, transmission	6.7402.000
Vision Air 2.0 Complete	6.6072.208

RESULTS

The obtained Vis-NIR spectra (**Figure 2**) were used to create prediction models for the determination of several key fuel parameters. The quality of the prediction models was evaluated using correlation

diagrams, which display a correlation between the Vis-NIR prediction and primary method values. The respective figures of merit (FOM) display the expected precision of a prediction during routine analysis.

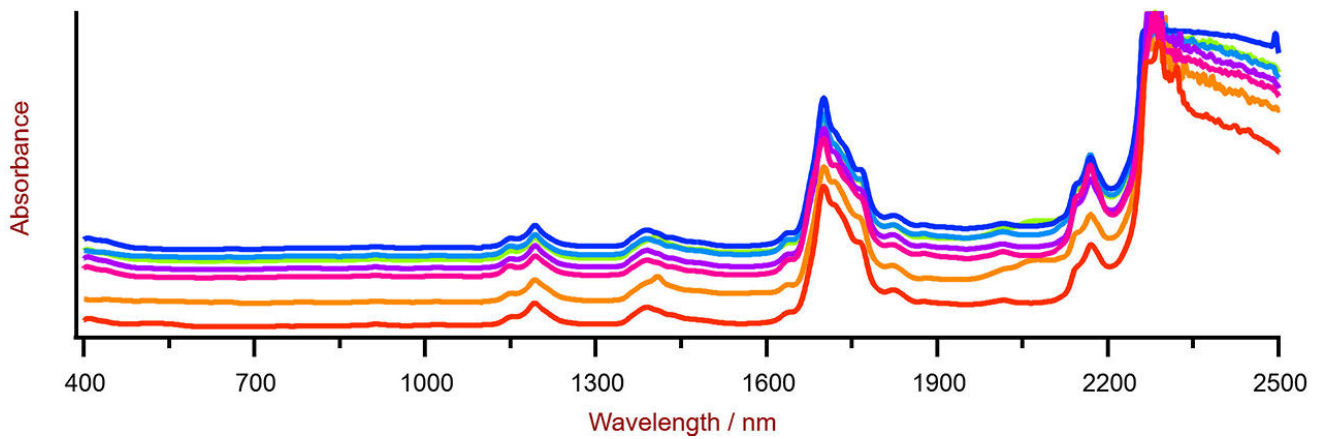


Figure 2. This selection of gasoline Vis-NIR spectra was obtained using a XDS RapidLiquid Analyzer and 8 mm disposable vials. For display reasons a spectra offset was applied.

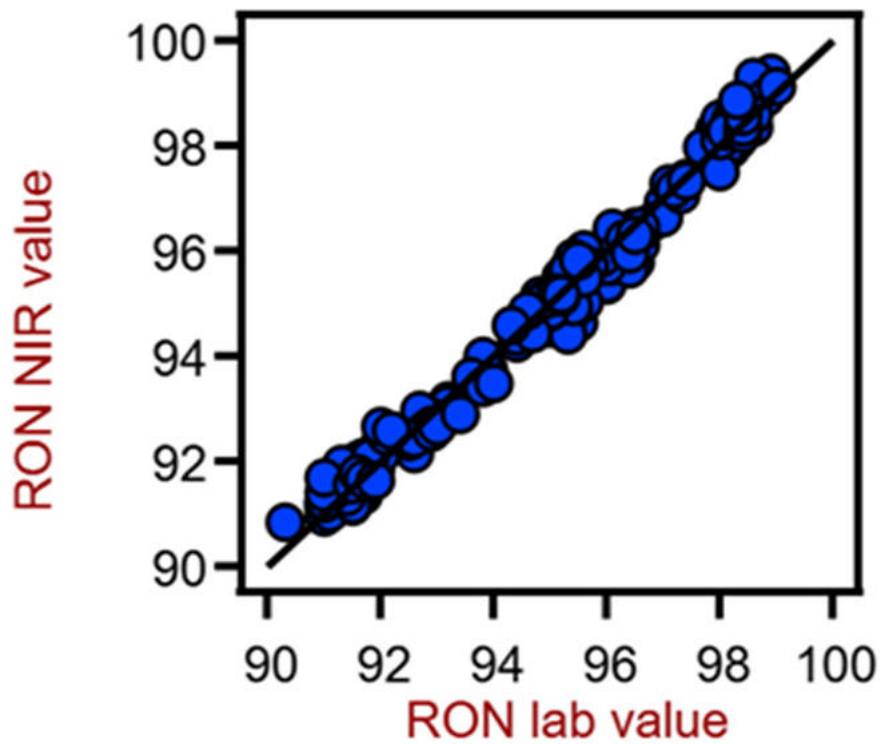


Figure 3. Correlation diagram for the prediction of the RON value in gasoline using a XDS RapidLiquid Analyzer. The reference lab values were determined according to CFR engine tests under controlled conditions.

Table 2. Figures of merit for the prediction of the RON value in gasoline using a XDS RapidLiquid Analyzer.

Figures of merit	Value
R ²	0.989
Standard error of calibration	0.26
Standard error of cross-validation	0.29

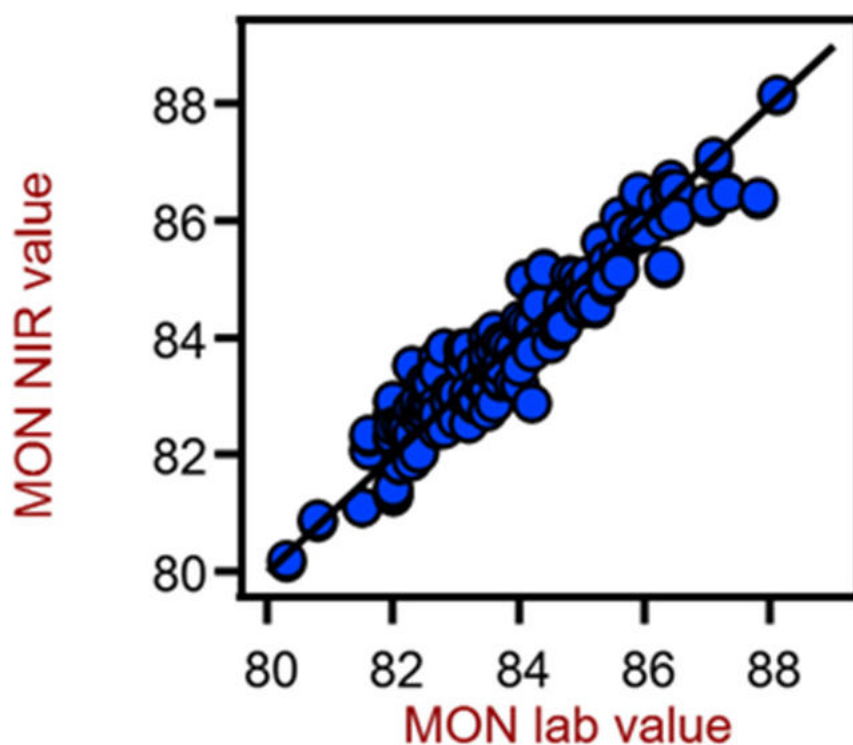


Figure 4. Correlation diagram for the prediction of the MON value in gasoline using a XDS RapidLiquid Analyzer. The reference lab values were determined according to CFR engine tests under controlled conditions.

Table 3. Figures of merit for the prediction of the MON value in gasoline using a XDS RapidLiquid Analyzer.

Figures of merit	Value
R ²	0.889
Standard error of calibration	0.50
Standard error of cross-validation	0.53

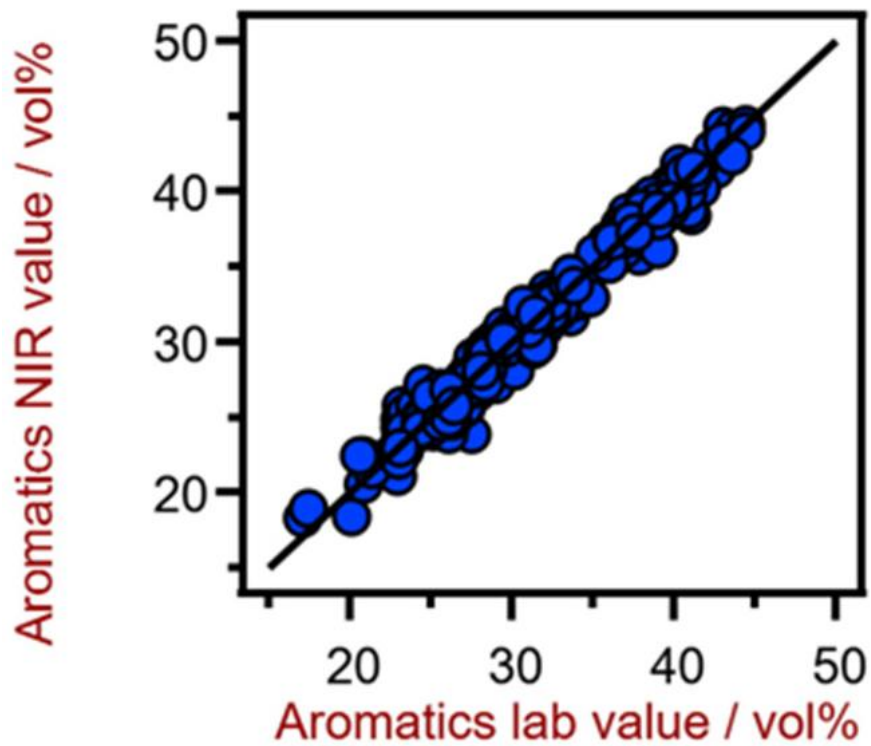


Figure 5. Correlation diagram for the prediction of the aromatics content in gasoline using a XDS RapidLiquid Analyzer. The lab values were determined with gas chromatography/mass spectrometry techniques.

Table 4. Figures of merit for the prediction of the aromatics content in gasoline using a XDS RapidLiquid Analyzer.

Figures of merit	Value
R^2	0.974
Standard error of calibration	0.97 vol%
Standard error of cross-validation	1.07 vol%

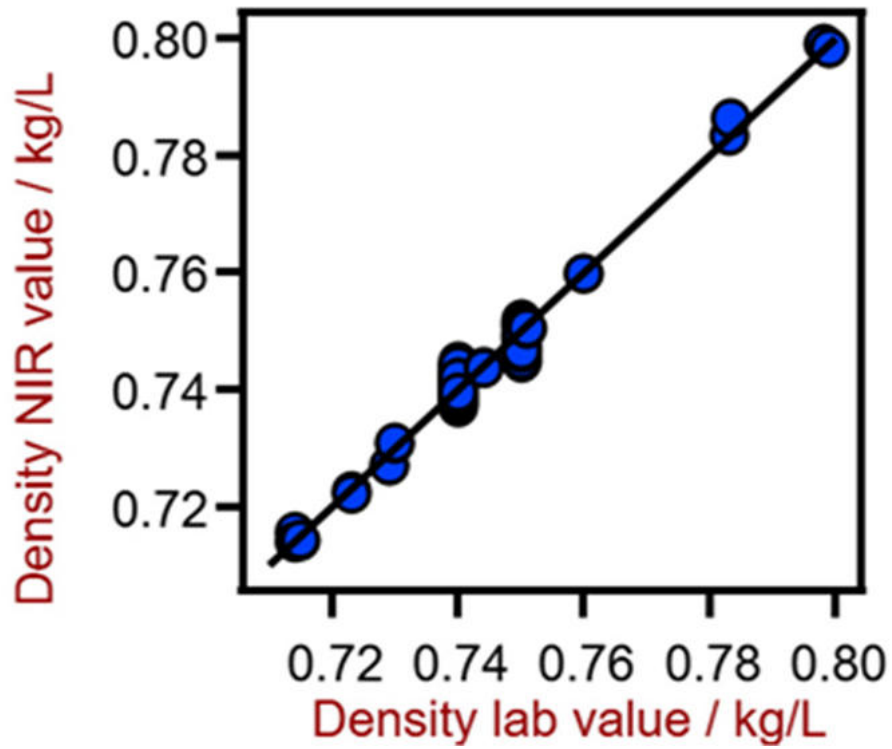


Figure 6. Correlation diagram for the prediction of gasoline density using a XDS RapidLiquid Analyzer. The lab values were determined using a density meter.

Table 5. Figures of merit for the prediction of gasoline density using a XDS RapidLiquid Analyzer.

Figures of merit	Value
R^2	0.973
Standard error of calibration	0.0021 kg/L
Standard error of cross-validation	0.0023 kg/L

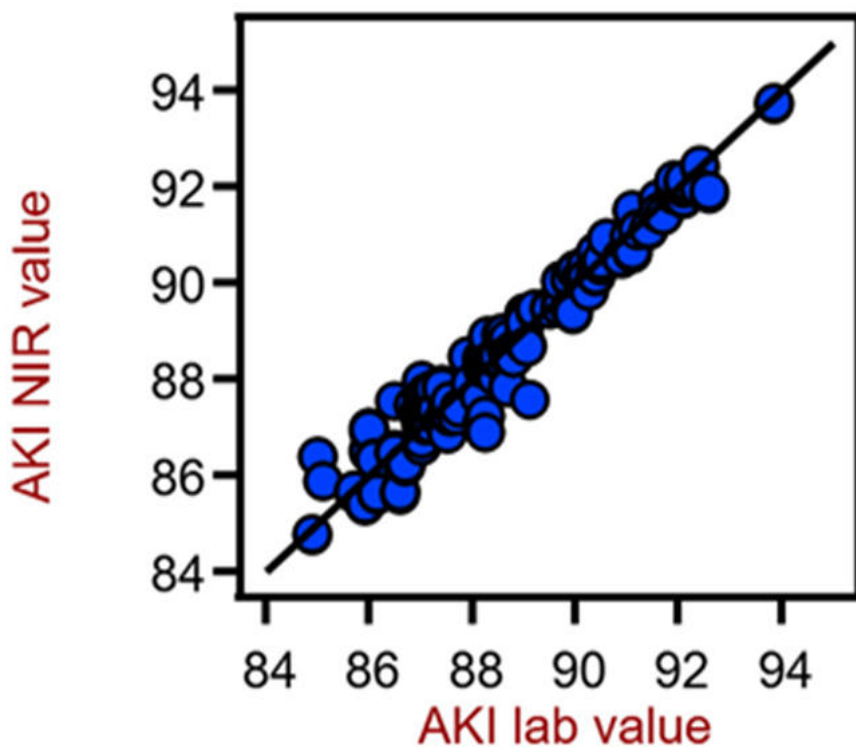


Figure 7. Correlation diagram for the prediction of AKI value in gasoline using a XDS RapidLiquid Analyzer. The reference lab values were determined according to CFR engine tests under controlled conditions.

Table 6. Figures of merit for the prediction of the AKI value in gasoline using a XDS RapidLiquid Analyzer.

Figures of merit	Value
R^2	0.945
Standard error of calibration	0.45
Standard error of cross-validation	0.46

CONCLUSION

This application note shows the feasibility of NIR spectroscopy for the analysis of RON, MON, AKI, aromatic content, and density. In comparison to wet

chemical methods (Table 7), the time to result is a major advantage of NIR spectroscopy, since a single measurement is performed within one minute.

Table 7. Time to result with conventional testing methods

Parameter	Method	Time to result
RON	CFR engine test	30 minutes per sample
MON	CFR engine test	30 minutes per sample
AKI	CFR engine test	30 minutes per sample
Aromatic content	Gas Chromatography	45 minutes per sample

To view the information for all key parameters and to get the latest information, please check out our precalibrations:

[Pre-calibrations](#)

CONTACT

Metrohm Suisse SA
Industriestrasse 13
4800 Zofingen

info@metrohm.ch



NIRS XDS RapidLiquid Analyzer

Des analyses rapides et précises de liquides et suspensions de toutes sortes.

L'analyseur NIRS XDS RapidLiquid Analyzer permet des analyses rapides et précises de formules et substances liquides. Des résultats de mesure précis obtenus par simple pression d'une touche font du NIRS XDS RapidLiquid Analyzer une solution aussi fiable que simple pour le contrôle qualité en laboratoire et en production. Les échantillons sont présentés dans des cuvettes en quartz réutilisables ou des flacons en verre à usage unique ; une chambre à échantillons tempérée assure la reproductibilité des conditions d'analyse et, par conséquent, l'exactitude des résultats de mesure.



Vision Air 2.0 Complete

Vision Air - logiciel universel de spectroscopie.

Vision Air Complete est une solution logicielle moderne et simple d'utilisation pour une application dans un environnement réglementé.

Aperçu des avantages de Vision Air :

- Des applications logicielles individuelles avec interface utilisateur adaptée sont le garant d'un maniement intuitif et simple
- Établissement et suivi simples des procédures de travail
- Base de données SQL pour une gestion sûre et simple des données

La version Vision Air Complete (66072208) comprend toutes les applications d'assurance qualité par spectroscopie Vis-NIR :

- Application de gestion des instruments et des données
- Application de développement de méthodes
- Application d'analyse de routine

Autres solutions Vision Air Complete :

- 66072207 (Vision Air Network Complete)
- 66072209 (Vision Air Pharma Complete)
- 66072210 (Vision Air Pharma Network Complete)