



Application Note AN-RS-017

# Trace Detection of Thiabendazole on Bananas

## Protecting consumer safety with Misa

Thiabendazole (TBZ) is a broad-spectrum pesticide used both as a fungicide in fruits and vegetables and for controlling parasites in animal feed. While some individuals experience negative side effects from consuming foods which contain TBZ, overall toxicity to humans is very low. To ensure consumer safety, regulatory agencies establish maximum residue levels (MRL) for pesticide-treated crops based on their review of risk assessment studies. For bananas, which are either aerially sprayed or dipped in protectant

solutions of TBZ, the US FDA reports a MRL of 3  $\mu\text{g/g}$ , and the EU stipulates a MRL of 6  $\mu\text{g/g}$  by weight.

With Misa (Metrohm Instant SERS Analyzer), the rapid and sensitive detection of TBZ on bananas is demonstrated in formats easily adapted for food safety surveillance testing. SERS substrates for Misa offer unparalleled sampling flexibility—from dipping to swabbing, P-SERS can be adapted to the desired application.

## INTRODUCTION

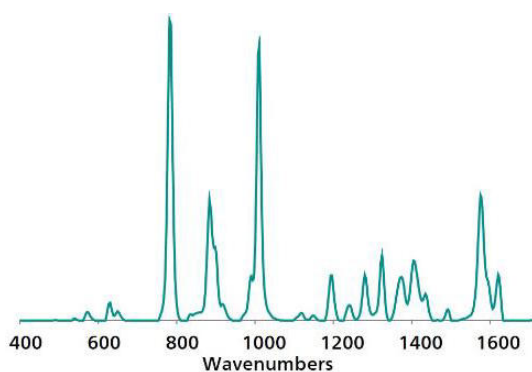
This application note describes the simple extraction and detection of TBZ residue on banana peels and in a processed banana product. Samples are applied to

Silver P-SERS (Ag P-SERS) strips through both **dipping** and **swab methods**.

## REFERENCE SPECTRUM AND LIBRARY CREATION

To establish a reference spectrum for TBZ, a pure standard in methanol (10 µg/mL) was analyzed using

Ag P-SERS. The unique SERS spectrum shown in **Figure 1** can be used to create a library entry for TBZ.



**Figure 1.** Standard reference Ag P-SERS spectrum of Thiabendazole.

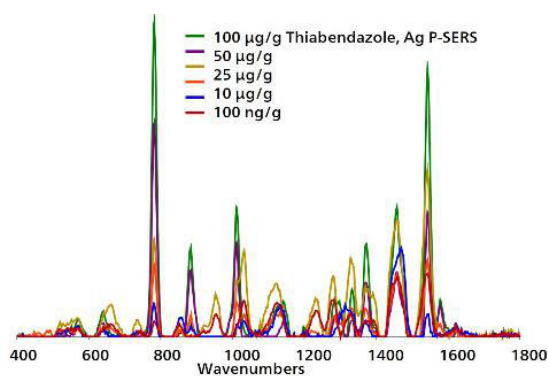
**Table 1.** Experimental Parameters

| Instrument           |                  | Acquisition |     |
|----------------------|------------------|-------------|-----|
| Firmware             | 0.9.33           | Laser Power | 5   |
| Software             | Misa Cal V1.0.15 | Int. Time   | 1 s |
| Misa Vial Attachment | 6.07505.030      | Averages    | 10  |
| ID Kit - Ag P-SERS   | 6.07506.470      | Raster      | ON  |

## EXPERIMENT AND RESULTS

### Detection of TBZ in banana chips

Dried banana chips purchased from a local grocer were ground to a fine powder and spiked with TBZ in methanol to provide a range of test samples: 100–0.1  $\mu\text{g/g}$ . Samples were mixed well and dried. Afterward, 0.1 g of each sample was added to a glass vial with 1 mL of 0.1 mol/L NaOH and shaken. After settling, an Ag P-SERS strip was **dipped** into each extract, dried for 2 minutes, and immediately placed into the Misa P-SERS attachment for measurement. **Figure 2** shows the range of detection of TBZ in ground dried banana samples from 100  $\mu\text{g/g}$  to 100 ng/g.

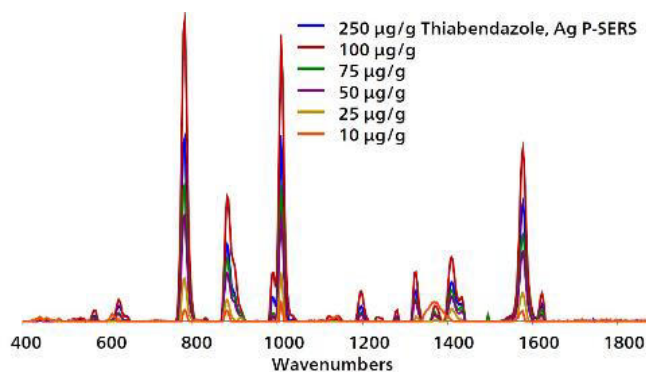


**Figure 2.** Overlaid baseline-corrected, dipped Ag P-SERS spectra for pulverized banana chips spiked with TBZ show detection down to 100 ng/g.

### Detection of TBZ on banana peel

To simulate Ag P-SERS **swab testing**, locally purchased organic bananas were washed with tap water and isopropanol/distilled water. To simulate typical application of TBZ, a 2  $\text{cm}^2$  section of peel was treated with 20  $\mu\text{L}$  of methanol containing different concentrations (250, 100, 75, 50, 25, and 10  $\mu\text{g/mL}$ )

of TBZ. After drying, an Ag P-SERS strip wetted with methanol was used to swab the section. The strip was dried for 1 minute and placed into the Misa P-SERS attachment for measurement, with resulting spectra shown in **Figure 3**.

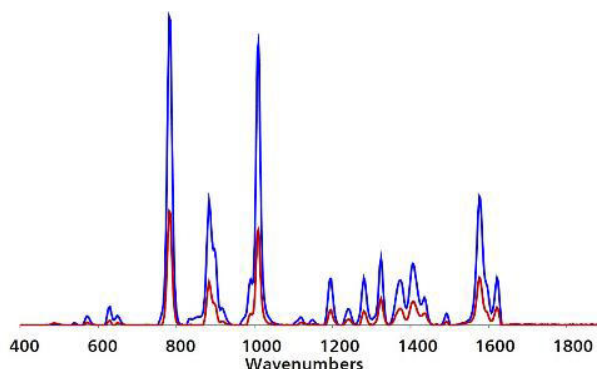


**Figure 3.** Overlaid baseline-corrected spectra acquired from Ag P-SERS swabs show detection of TBZ on banana peel to 100 ng/g.

### Direct test of a store bought banana

In a final test, a non-organically grown unwashed banana from the grocers was **swabbed** with a methanol-moistened Ag P-SERS strip. In **Figure 4**,

detection of TBZ is confirmed by peak agreement between the spectrum from the banana swab and that of the TBZ standard.



**Figure 4.** Direct testing of an untreated non-organic banana purchased from a grocery store returned an Ag P-SERS spectrum consistent with detection of TBZ.

## FIELD TEST PROTOCOL

### Detection of thiabendazole in the field

Using a disposable pipette, wet the printed end of a P-SERS strip with 2 drops of methanol. *Touch only the unprinted back side of the swab with your gloved hands.* Use the moistened, printed portion of the strip to swab the peel of a banana. Move the strip along

the peel for at least 2 cm. After drying for 2 minutes, insert the Ag P-SERS strip, with the printed portion facing down and toward the instrument, into the P-SERS attachment for measurement.

**Table 2.** Requirements for Field Test Protocol

|                    |                       |
|--------------------|-----------------------|
| ID Kit - Ag P-SERS | 6.07506.470           |
| includes:          | Silver P-SERS         |
|                    | Scoop                 |
|                    | Disposable pipettes   |
|                    | 2 mL glass vials      |
| Reagents           | Methanol              |
| Test settings      | Use ID Kit OP on MISA |

## CONCLUSION

After Misa's ability to sensitively detect TBZ on bananas is demonstrated, a successive experiment confirms post-harvest treatment of bananas with TBZ.

Such fast and accurate test results recommend Misa as an excellent solution for streamlined, onsite identification of chemically treated foods.

## CONTACT

Metrohm Korea Ltd.  
8, 9, 5 (AJ)  
05836 null

[info@metrohm.kr](mailto:info@metrohm.kr)

## CONFIGURATION



### MISA Advanced

Metrohm Instant SERS Analyzer (MISA) is a high performance, portable analyzer system used for rapid, trace level detection / identification of illicit materials, food additives and food contaminants. MISA features a high-efficiency spectrograph equipped with Metrohm's unique Orbital-Raster-Scan (ORS) technology. It has a minimal footprint and extended battery life, perfect for on-site testing or mobile laboratory applications. MISA offers various Laser Class 1 attachments for flexible sampling options. Analyzer operation is available through BlueTooth or USB connectivity.

The MISA Advanced package is a complete package that allows the user to perform SERS analyses using Metrohm's nanoparticle solutions and P-SERS strips.

The MISA Advanced package includes a MISA Vial Attachment, a P-SERS Attachment, a ASTM Calibration Standard, a USB Mini Cable, a USB Power Supply and MISA Cal software for operating the MISA instrument. A ruggedized protective case is also provided to securely store the instrument and accessories.



### ID Kit – Ag P-SERS

The ID Kit - Ag P-SERS contains the components a Mira / Misa user requires to perform a SERS analysis using silver P-SERS strips. The kit contains a disposable spatula, dropper, sample vials and 2 silver P-SERS strips.