



Application Note AN-NIR-111

Iodine value, FFA, refractive index, and fatty acid composition with NIRS

Multiparameter analysis of edible oils within a few seconds

Edible oils are essential for our diet. Various parameters are used to assess oil quality including the determination of iodine value, free fatty acids (FFA), refractive index, and fatty acid composition. Fatty acid composition analysis provides a detailed view regarding the concentration of different fatty acids present in the oil. The content of essential linoleic acid (C18:2) and alpha-linolenic acid (C18:3) are especially interesting for edible oil producers.

Traditional analysis techniques like titration or gas chromatography can be time consuming and often require the use of hazardous solvents which can pose health risks and increase analysis costs. In contrast to these standard methods, each of the mentioned edible oil quality parameters can be analyzed simultaneously, without sample preparation, and in a few seconds via near-infrared spectroscopy (NIRS) with the OMNIS NIRS Analyzer.

EXPERIMENTAL EQUIPMENT

More than 1000 samples of several types of edible oils (including sunflower-, rapeseed-, sesame-, and soybean oil) were measured on the OMNIS NIR Analyzer Liquid in transmission mode (1000–2250 nm) using 8 mm disposable vials. The temperature control of the NIRS analyzer was set to 40 ° C to ensure consistent measurement performance. The OMNIS software was used for all data acquisition and prediction model development.



Figure 1. OMNIS NIR Analyzer and a sample filled in a disposable vial.

Table 1. Hardware and software equipment overview.

Equipment	Article number
OMNIS NIR Analyzer Liquid	2.1070.0010
Holder OMNIS NIR, vial, 8 mm	6.07401.070
Disposable vial, 8 mm, transmission	6.7402.240
OMNIS Stand-Alone license	6.06003.010
Quant Development software license	6.06008.002

RESULT

The obtained NIR spectra (**Figure 2**) were used to create prediction models to quantify all eight oil quality parameters: iodine value (IV), FFA, refractive index, palmitic acid (C16:0), stearic acid (C18:0), oleic acid (C18:1), linoleic acid (C18:2), and alpha-linolenic acid (C18:3). The quality of the prediction models was evaluated using correlation diagrams which display a high

correlation ($R^2 > 0.94$) between the NIR prediction and the standard reference methods for all parameters. Out of the total, 25% of the samples were selected as the validation set and the other 75% as a calibration set. The respective figures of merit (FOM) display the expected precision and confirm the feasibility during routine analysis (**Figures 3–10**).

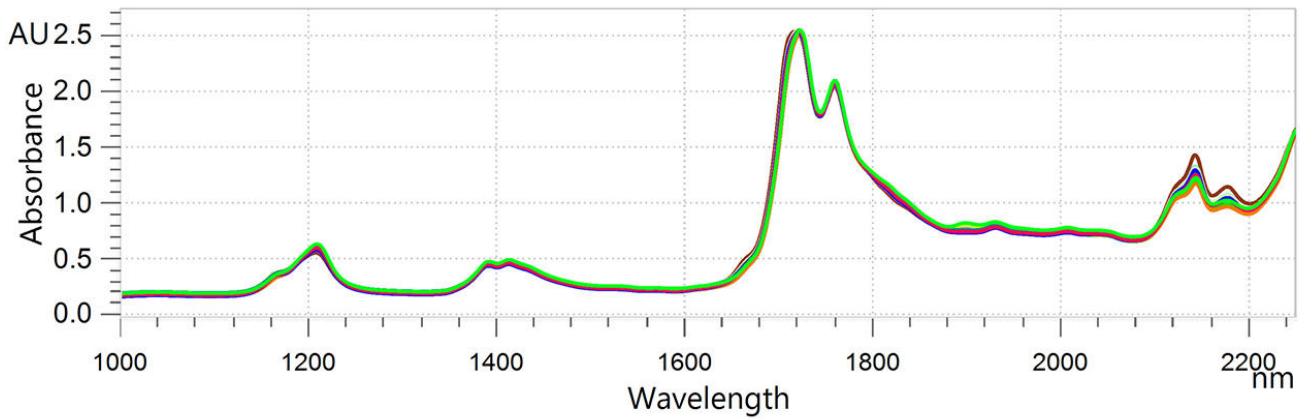


Figure 2. Overlaid NIR spectra of edible oil samples which were analyzed on an OMNIS NIR Analyzer Liquid at 40 ° C with 8 mm vials.

RESULT IODINE VALUE

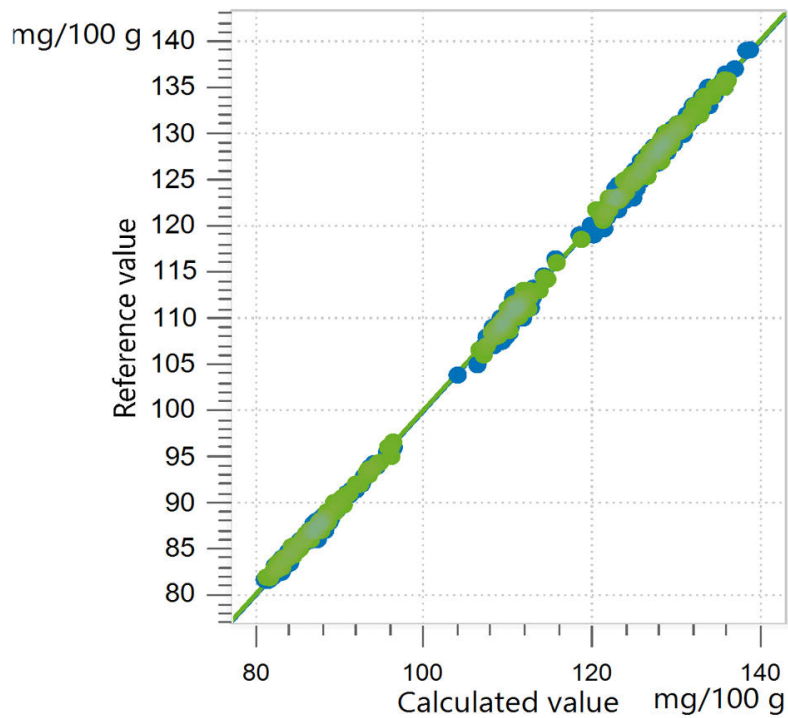


Figure 3. Correlation diagram and the respective figures of merit for the prediction of iodine value (also known as iodine number) in edible oils using an OMNIS NIR Analyzer Liquid. The reference values were evaluated using gas chromatography.

Parameter	SEC (mg/100g)	SECV (mg/100g)	SEP (mg/100g)	R2CV
IV	0.47	0.48	0.50	0.999

RESULT FREE FATTY ACIDS

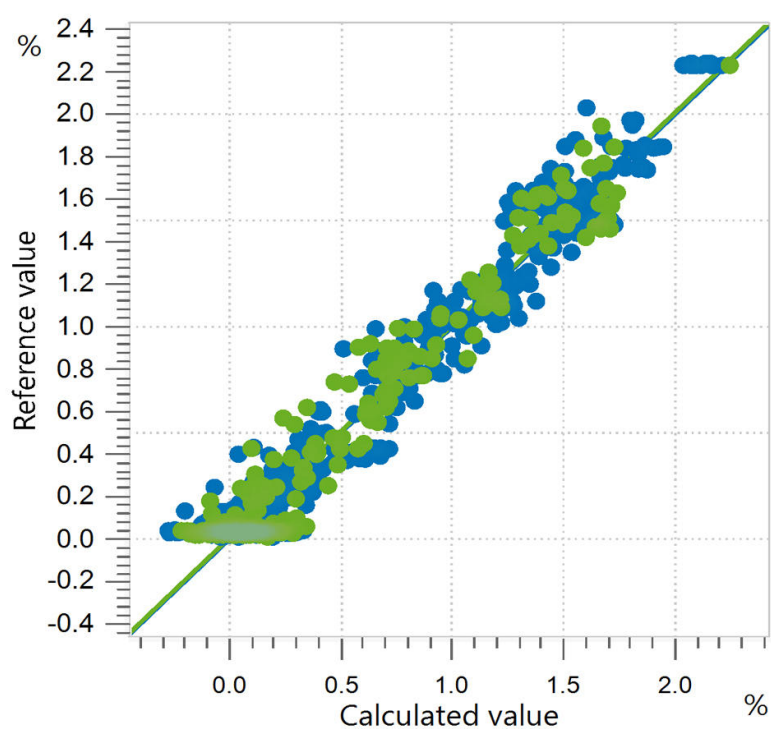


Figure 4. Correlation diagram and the respective figures of merit for the prediction of FFA in edible oils using an OMNIS NIR Analyzer Liquid. The reference values were evaluated using a titration method.

Parameter	SEC (%)	SECV (%)	SEP (%)	R2CV
FFA	0.12	0.12	0.13	0.946

RESULT REFRACTIVE INDEX

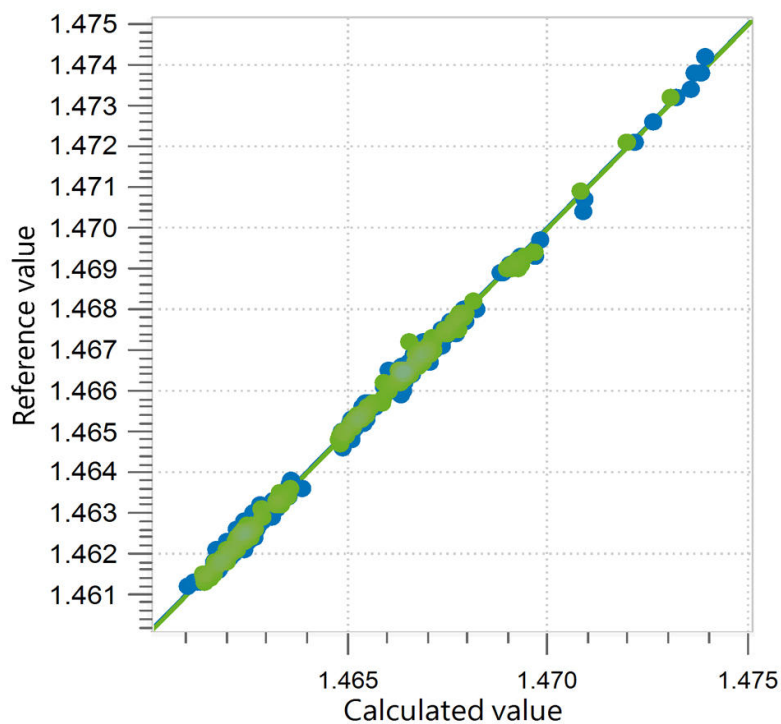


Figure 5. Correlation diagram and the respective figures of merit for the prediction of refractive index (RI) in edible oils using an OMNIS NIR Analyzer Liquid. The reference values were evaluated using a refractometer.

Parameter	SEC (%)	SECV (%)	SEP (%)	R2CV
RI	0.00011	0.00012	0.00012	0.998

RESULT C16:0 FATTY ACID CONTENT

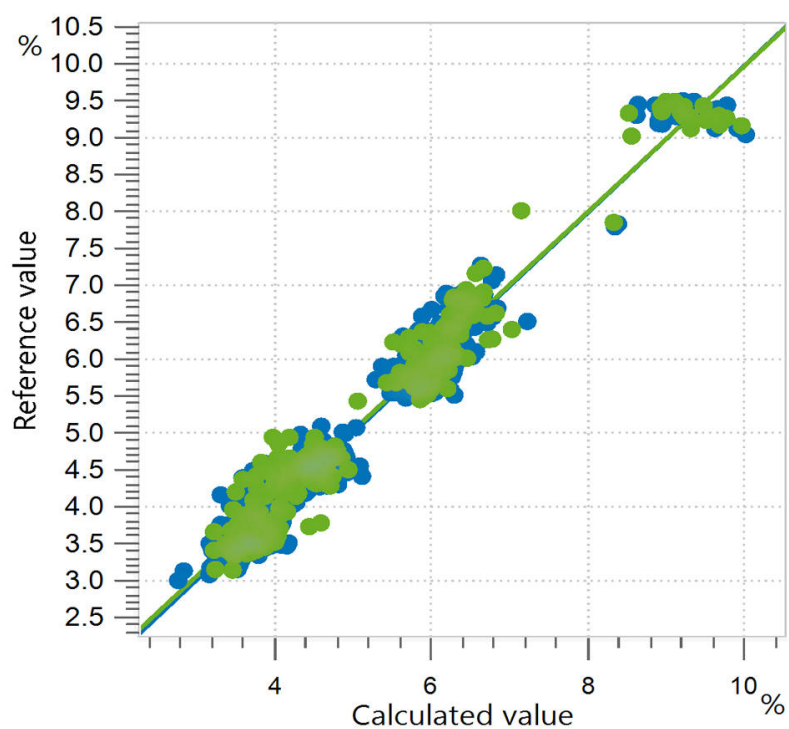


Figure 6. Correlation diagram and the respective figures of merit for the prediction of relative C16:0 fatty acid (palmitic acid) content in edible oils using an OMNIS NIR Analyzer Liquid. The reference values were evaluated using gas chromatography.

Parameter	SEC (%)	SECV (%)	SEP (%)	R2CV
C16:0	0.26	0.27	0.31	0.958

RESULT C18:0 FATTY ACID CONTENT

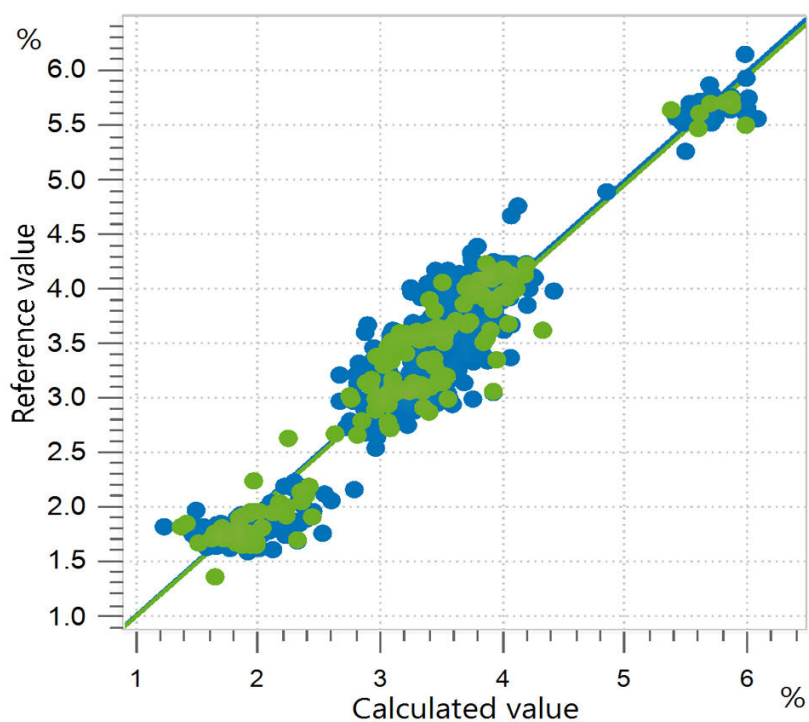


Figure 7. Correlation diagram and the respective figures of merit for the prediction of C18:0 fatty acid (stearic acid) content in edible oils using an OMNIS NIR Analyzer Liquid. The reference values were evaluated using gas chromatography.

Parameter	SEC (%)	SECV (%)	SEP (%)	R2CV
C18:0	0.26	0.27	0.25	0.936

RESULT C18:1 FATTY ACID CONTENT

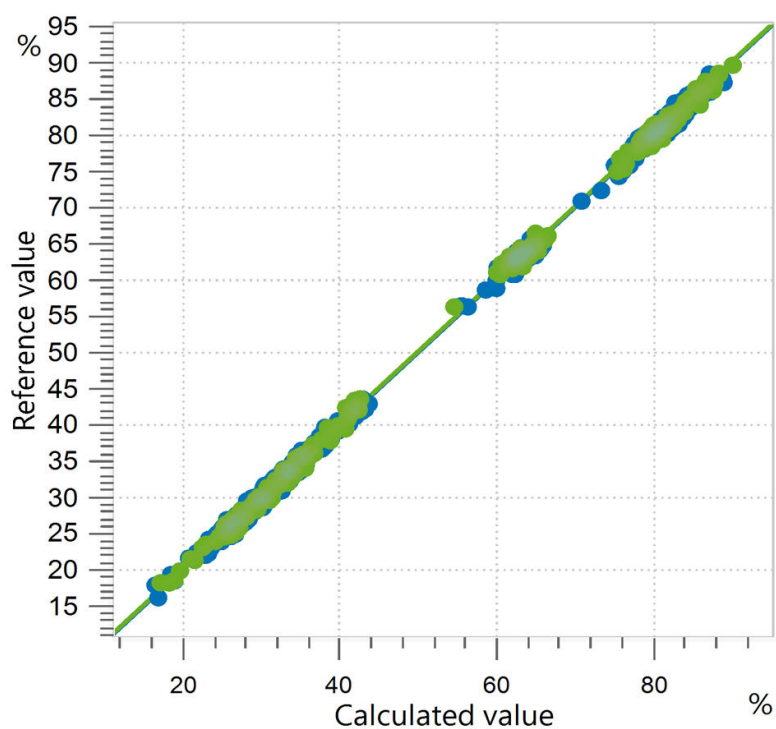


Figure 8. Correlation diagram and the respective figures of merit for the prediction of relative C18:1 fatty acid (oleic acid) content in edible oils using an OMNIS NIR Analyzer Liquid. The reference values were evaluated using gas chromatography.

Parameter	SEC (%)	SECV (%)	SEP (%)	R2CV
C18:1	0.64	0.67	0.71	0.999

RESULT C18:2 FATTY ACID CONTENT

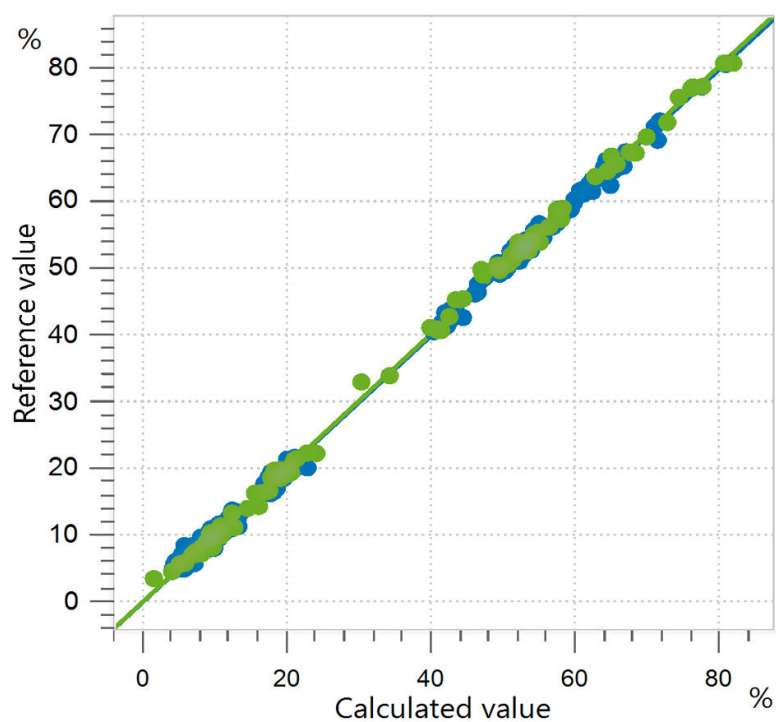


Figure 9. Correlation diagram and the respective figures of merit for the prediction of relative C18:2 fatty acid (linoleic acid) content in edible oils using an OMNIS NIR Analyzer Liquid. The reference values were evaluated using gas chromatography.

Parameter	SEC (%)	SECV (%)	SEP (%)	R2CV
C18:2	0.63	0.77	0.84	0.999

RESULT C18:3 FATTY ACID CONTENT

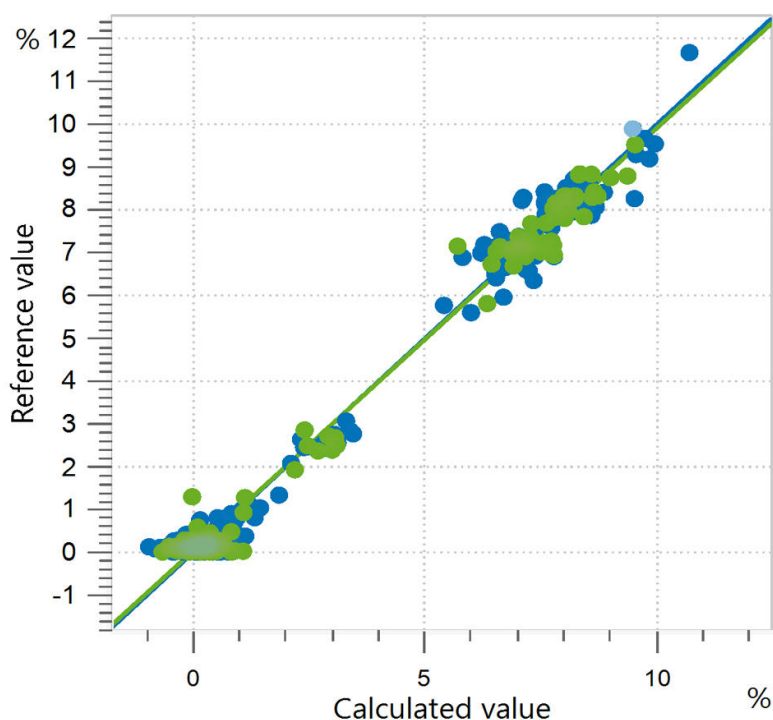


Figure 10. Correlation diagram and the respective figures of merit for the prediction of relative C18:3 fatty acid (alpha-linolenic acid) content in edible oils using an OMNIS NIR Analyzer Liquid. The reference values were evaluated using gas chromatography.

Parameter	SEC (%)	SECV (%)	SEP (%)	R2CV
C18:3	0.32	0.36	0.36	0.989

CONCLUSION

This Application Note displays the benefits of using the OMNIS NIR Analyzer Liquid for routine analysis of several QC parameters in the laboratories of edible oil manufacturers. All quality parameters can be measured simultaneously in only a few seconds. Compared

to other conventional methods, measurements performed with NIR spectroscopy do not need any sample preparation or solvents. This ultimately leads to a reduction in workload (Table 2) and related costs, as well as keeping lab personnel safer.

Table 2. Time to result overview for the measurement of iodine value, FFA content, refractive index, and fatty acid composition in edible oils by standard analytical methods.

Parameter	Method	Time to result
Iodine value	Gas chromatography	~30 sample preparation (Methyl esterification + sample preparation) + ~20 GC
FFA content	Titration	~10 minutes per sample
Refractive index	Refractometer	~2 minutes per sample
Fatty acid composition	Gas chromatography	~30 minutes per sample

Internal reference: AW NIR CH-0074-042023

CONTACT

瑞士万通中国
北京市海淀区上地路1号院
1号楼7702
100085 北京

marketing@metrohm.com.cn

CONFIGURATION



OMNIS NIR Analyzer Liquid 合液体品的近外光。

OMNIS NIR Analyzer 是一按照瑞士量准和生的近外光 (NIRS) 解决方案,用于整个生的常分析。使用新技和嵌入先 OMNIS Software 反在 NIR 光的速度、可操作性和活使用上。

OMNIS NIR Analyzer Liquid 的点概:

- 可在 10 秒以内量液体品
- 25° C – 80° C 的品行温度控制
- 自品容器的插入和取出
- 方便地嵌入自系,或者与其它分析技(滴定)
- 支持大量不同路径度的品容器



OMNIS NIR8 mm

合 8 mm 一次性小管的 OMNIS NIR Analyzer 的小管支架 (6.7402.240)。



8 mm 100

100 个玻璃(硼硅)一次性品瓶,具有 8 mm 的光路度,用于分析透射中的液体。一次性品瓶交付有所属的螺旋塞(件数 = 100)。

兼容:

- 支架 OMNIS NIR,小管,8 mm (6.07401.070)
- DS2500 支架用于 8 mm 一次性品瓶 (6.7492.020)

OMNIS
A WHOLE NEW LEVEL OF PERFORMANCE

OMNIS

允机版 OMNIS 件在一台 Windows™ 计算机上行。

特性:

- 可已含有一 OMNIS 可。
- 通万通可授平台行激活。
- 不可再外计算机上使用。

OMNIS
A WHOLE NEW LEVEL OF PERFORMANCE

Quant Development

用于在独立 OMNIS Software 安装套件中写和量化模型的件可。