



Application Note AN-NIR-041

Quality Control of Lubricants

Fast and chemical-free determination of the acid number, viscosity, moisture content, and color number of lubricants with NIRS

For lubricant analysis, determination of the Acid Number (ASTM D664), viscosity (ASTM D445), moisture content (ASTM D6304), and color number (ASTM D1500) require the use of multiple analytical technologies and, in part, large volumes of chemicals. Time to result can therefore be quite a long and costly process. This application note demonstrates that the XDS

RapidLiquid Analyzer operating in the visible and near-infrared spectral region (Vis-NIR) provides a fast and cost-efficient alternative for the determination of the AN, viscosity, moisture content, and color number of lubricants. With **no sample preparation or chemicals needed**, Vis-NIR spectroscopy allows for multi parameter analysis of lubricants in **less than one minute**.

EXPERIMENTAL EQUIPMENT

Lubricant samples were measured with a XDS RapidLiquid Analyzer in transmission mode over the full wavelength range (400–2500 nm) (Figure 1). Reproducible spectrum acquisition was achieved using the instrument’s built-in temperature control (at 40° C). For convenience, disposable vials with a path length of 8 mm were used, which made cleaning of the sample vessels unnecessary. The Metrohm software package Vision Air Complete was used for all data acquisition and prediction model development.



Figure 1. XDS RapidLiquid Analyzer and lubricant samples.

Table 1. Hardware and software equipment overview

Equipment	Metrohm number
XDS RapidLiquid Analyzer	2.921.1410
Disposable vials, 8 mm diameter, transmission	6.7402.000
Vision Air Complete	6.6072.208

RESULTS

The obtained Vis-NIR spectra (Figure 2) were used to create prediction models for quantification of the acid number, viscosity, moisture content, and color number in lubricants. Correlation diagrams, which display the relationship between Vis-NIR prediction and

primary method values, are used to determine the quality of the prediction models. The respective figures of merit (FOM) display the expected precision of a prediction during routine analysis.

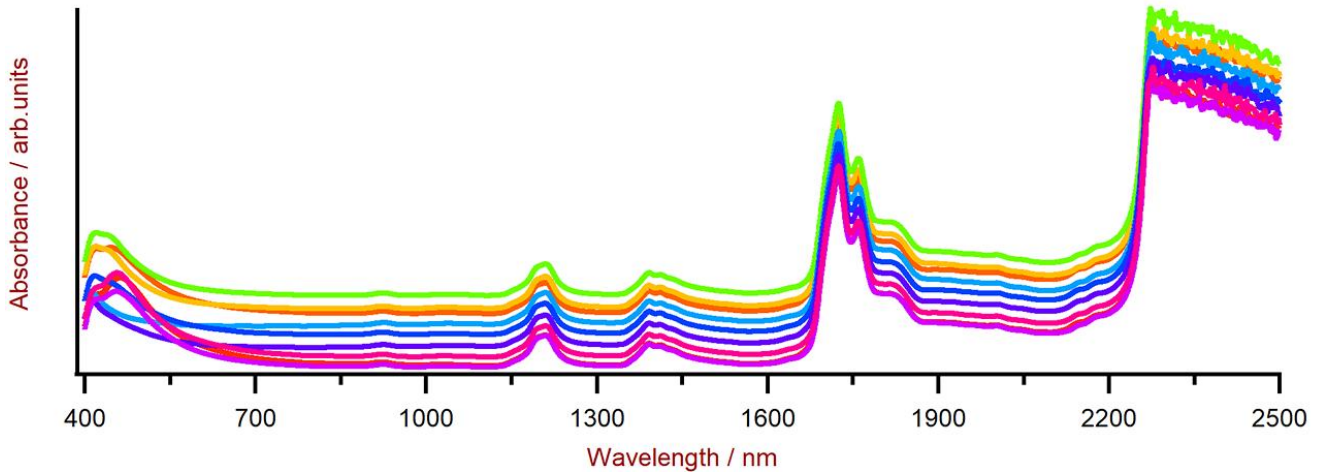


Figure 2. Selection of lubricant oil Vis-NIR spectra obtained using a XDS RapidLiquid Analyzer and 8 mm disposable vials. For display reasons a spectra offset was applied.

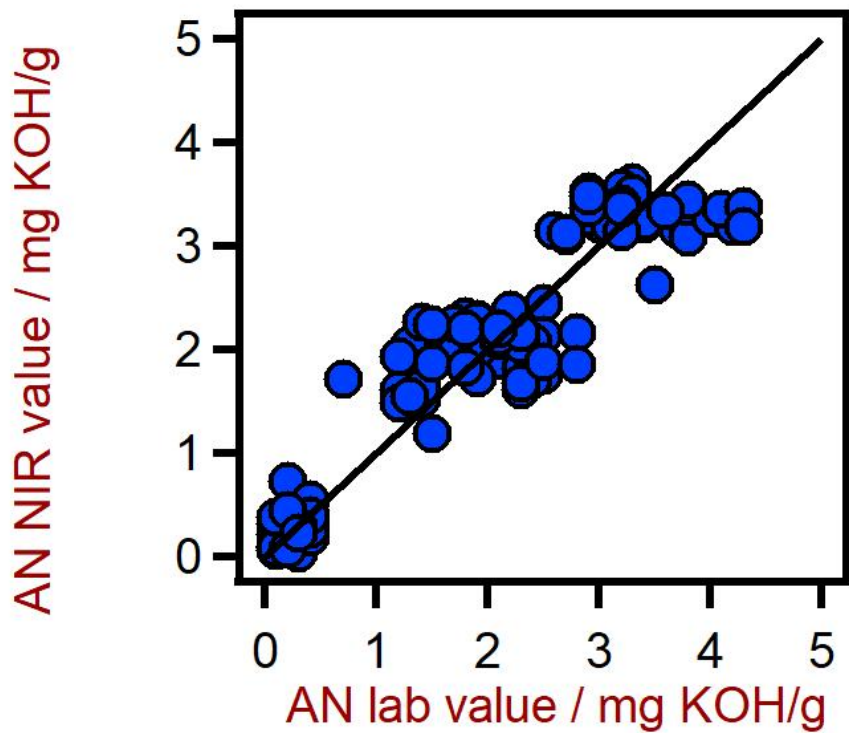


Figure 3. Correlation diagram for the prediction of the acid number (AN) in lubricants using a XDS RapidLiquid Analyzer. The AN lab value was evaluated using titration.

Table 2. Figures of merit for the prediction of the acid number in lubricants using a XDS RapidLiquid Analyzer.

Figures of merit	Value
R ²	0.898
Standard error of calibration	0.422 mg KOH/g
Standard error of cross-validation	0.439 mg KOH/g

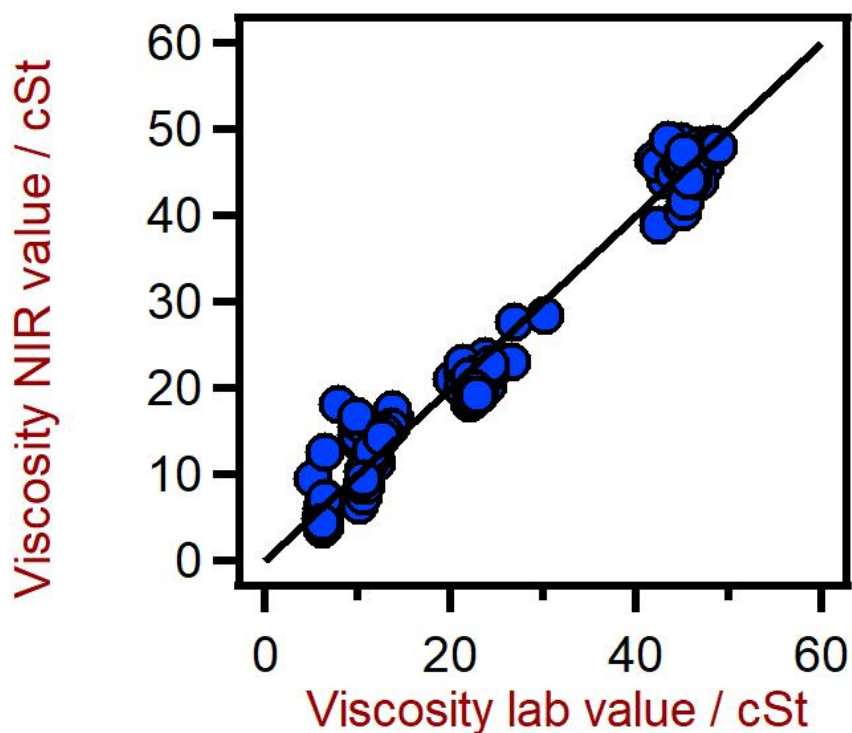


Figure 4. Correlation diagram for the prediction of the viscosity of lubricants using a XDS RapidLiquid Analyzer. The viscosity lab value was evaluated using viscometry.

Table 3. Figures of merit for the prediction of the viscosity of lubricants using a XDS RapidLiquid Analyzer.

Figures of merit	Value
R ²	0.987
Standard error of calibration	1.77 cSt
Standard error of cross-validation	1.84 cSt

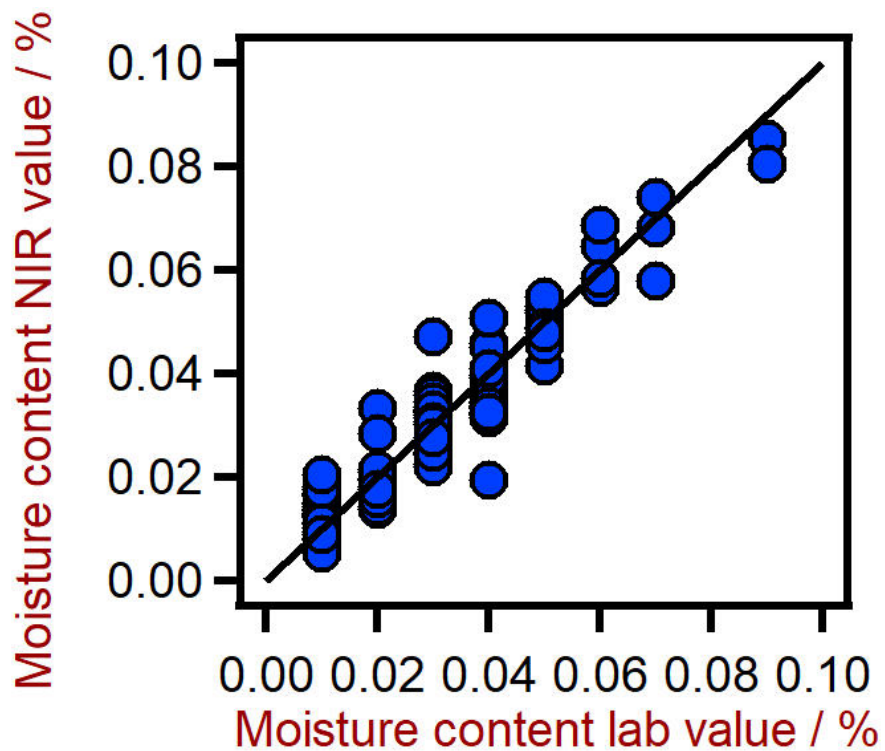


Figure 5. Correlation diagram for the prediction of the moisture content in lubricants using a XDS RapidLiquid Analyzer. The moisture content lab value was evaluated using Karl Fischer (KF) titration.

Table 4. Figures of merit for the prediction of the moisture content in lubricants using a XDS RapidLiquid Analyzer.

Figures of merit	Value
R^2	0.907
Standard error of calibration	0.0059%
Standard error of cross-validation	0.0062%

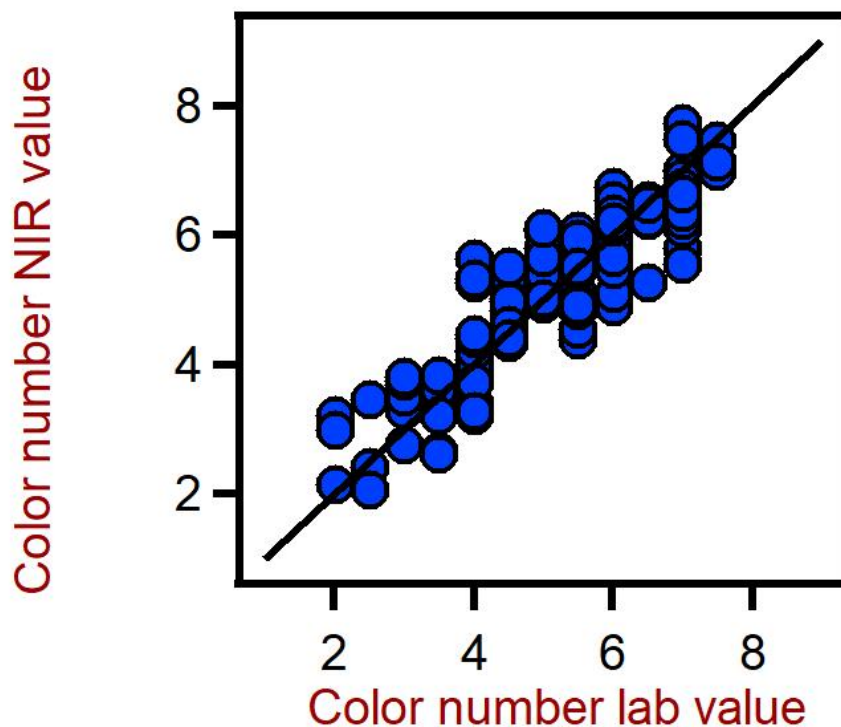


Figure 6. Correlation diagram for the prediction of the color number in lubricants using a XDS RapidLiquid Analyzer. The hydroxyl number lab value was evaluated using photometry.

Table 5. Figures of merit for the prediction of the color number in lubricants using a XDS RapidLiquid Analyzer.

Figures of merit	Value
R ²	0.700
Standard error of calibration	0.841
Standard error of cross-validation	0.916

CONCLUSION

The following application note demonstrates the feasibility of NIR spectroscopy for the analysis of key quality parameters in lubricants. In comparison to wet chemical methods (Table

6), the time to result is a major advantage of NIR spectroscopy, since all parameters are determined in a **single measurement in less than a minute**.

Table 6. Time to result overview for the different quality control parameters.

Parameter	Method	Time to result
Acid number	Titration	~5 min
Viscosity	Viscometry	~4 min
Moisture content	KF Titration	~5 min
Color number	UV-Vis Photometer	~1 min

CONTACT

Metrohm AG
Ionenstrasse
9100 Herisau

info@metrohm.com



NIRS XDS RapidLiquid Analyzer 快速精地分析各液体和浮液.

NIRS XDS RapidLiquid Analyzer 分析可快速精地分析液体制和物。按下按即可得到精的量果,NIRS XDS RapidLiquid Analyzer 是用于室和工程中量控制的可靠且方便的解决方案。品将被置在可重使用的石英比色皿或一次性玻璃瓶中;可控制温度的品室保可重的分析条件,由此得到精的量果。



Vision Air 2.0 Complete

Vision Air – 通用的光分析件。

Vision Air Complete 是用于管范境的先易用的件解决方案。

Vision Air 点一:

- 独特的件用和配的用界面保了直的操作方式
- 操作程的建与方式
- SQL 数据,可安全且地管理数据

Vision Air Complete (66072208) 版本包含所有用于可近外光分析量保程的用:

- 器和数据管理用
- 方法用
- 常分析用

其它 Vision Air Complete 解决方案:

- 66072207 (Vision Air Network Complete)
- 66072209 (Vision Air Pharma Complete)
- 66072210 (Vision Air Pharma Network Complete)